






# Capability Statement

Established in 2004, Cargo Control USA, LLC is a privately held, small business located in Sanford, North Carolina. We provide a full line of domestically manufactured cargo securement items and lifting slings. We specialize in custom made items either under our line of products or for private label. We also provide a full line of import tie downs, speciality hardware, chain, binders, wire rope, load bars, winch track, e-track and decking beams.



## Company Contact Information

**DUNS Number:** 145965112

**CAGE Code:** 3X7X7

**Sales:**           **Phone:** (919) 775-5059  
                          **Toll Free:** (888) 775-5059  
                          **Fax:** (919) 718-1599

**Address:**       **2639 Mt. Pisgah Church Road,**  
                          **Sanford, North Carolina 27332**

## Differentiators

- Privately owned and operated since 2004
- Single point of contact
- Experience with a wide array of custom items
- Fast turn-around and flexible scheduling
- Wide selection of products and solutions
- Sourcing of unique or hard to find items
- Global supply network

## CORE COMPETENCIES

- Industrial / Contract Sewing
- Sourcing Worldwide
- Custom Manufacturing
- Private Label Manufacturing
- Assembly/ Sub Assembly
- Packaging
- Distribution
- Warehousing

## NAICS CODES

- 336413 All Other Aircraft parts and Aux Equipment
- 336999 All Other Transportation Equipment Mfg
- 339999 All Other Misc Manufacturing
- 427310 Hardware Merchant Wholesalers
- 423840 Industrial Supplies Merchant Wholesalers
- 488410 Motor Vehicle Towing
- 488490 Other Support Activities for Road Transportation
- 488999 All Other Support Activities for Transportation



**ASSOCIATED WIRE ROPE FABRICATORS**  
SERVING THE LIFTING, RIGGING & LOAD SECUREMENT INDUSTRY



**WEB SLING & TIE DOWN ASSOCIATION**

## ***Our Inside Sales Team***



**Denise Godfrey**

*VP Sales*

denise@cargocontrolusa.com

Ph (919) 775-5059 or (888) 775-5059 Ext 201

Fax (919) 718-1599



**Sherry Carter**

*Sales Manager*

sherry@cargocontrolusa.com

Ph (919) 775-5059 or (888) 775-5059 Ext 202

Fax (919) 718-1599





# CONTENTS



Click page number to navigate

Heavy Duty Ratchet Assemblies – 2”	2
Winch Straps (Replacement Long Ends) – 2”	3
Heavy Duty Ratchet Assemblies – 3” and 4”	4
Winch Straps (Replacement Long Ends) – 3” and 4”	5
Ratchet Replacements, Short Fixed Ends, Roll-Off Container Straps	6
Strap Protectors, Strap Winders	7
Trailer Winches, Winch Bars	8
Tow & Binder Chain, Binders, Hooks & Accessories	9
Cargo Bars, Decking Beams	10
E-Track & Van Lashing Logistic Straps, Cargo Nets	11
E-Track & Van Lashing Logistic Fittings, L-Track, L-Track Fittings	12
Auto Tie Downs & Towing Accessories: Wheel Tie Downs, Axle Straps	13
Auto Tie Downs & Towing Accessories: Chain Bridles, Tow Straps	14
Multi-purpose Tie Downs: Ratchet Assemblies & Cam Buckle Assemblies	15
Multi-purpose Tie Downs: Loop End Assemblies, Motorcycle Tie Downs, Endless Ratchet Assemblies	16
Miscellaneous: Tarp Straps, Tarp Corner Guards, Cable Pullers, Pan Fittings, Coil Racks	17
Miscellaneous: Oversize Signs, Safety Flags, Flag Mounting Accessories, Cargo Nets	18
Boat & Marine Straps	19
Hardware: Ratchets, Cam Buckles, Flat Hooks	20
Hardware: Snap Hooks, J Hooks, Chain Hooks, Auto Hooks, Vinyl-Coated S Hooks	21
Hardware: Roll-off Container Hooks, D-Rings, Keeper Rings, Welable D-Rings	22
Bulk Webbing	23
Lifting Slings	24
High Capacity Endless Round Slings	Inside Back Cover
General Information & Warranty Information	Outside Back Cover


We appreciate the opportunity to provide your cargo control products and we look forward to serving you in the future. Our guarantee to you is unmatched customer service. We do not subject our customers to automated voice systems. Every call you place to Cargo Control USA will be answered by a real person willing and able to answer your questions. Cargo Control Products are sold only through qualified Dealers and Distributors. We also specialize in Military contracts. We have sales representatives and distributors in most of the 50 states, Canada and Mexico. To find one near you, please contact our sales department.

**Inside Sales:**  
**(888) 775-5059**  
**(919) 775-5059**  
**Fax: (919) 718-1599**

**To contact us by mail:**  
**Cargo Control USA**  
**2639 Mt. Pisgah Church Rd.**  
**Sanford NC, 27332**



## ANATOMY OF A RATCHET STRAP ASSEMBLY:



## 2" HEAVY DUTY RATCHET ASSEMBLIES 10/CASE

Standard lengths are 27' & 30'. We also offer 10' to 50'. Part Numbers shown here represent the "popular sizes." We can manufacture to any length. Call for more information.

PART NO.	LENGTH	BREAK STRENGTH	WLL	END FITTINGS	
<b>FH6R27</b>	27'	6,000 LB	2,000 LB		6M2FH - 2" Narrow Flat Hook
<b>FH6R30</b>	30'				
<b>FH10R27</b>	27'	10,000 LB	3,333 LB		10M2FH - 2" Flat Hook w/Protector Clip
<b>FH10R30</b>	30'				
<b>JH10R27</b>	27'	10,000 LB	3,333 LB		10M2J - 2" Wire J Hook
<b>JH10R30</b>	30'				
<b>CG10R27</b>	27'	10,000 LB	3,333 LB		10M2CG - 2" Chain & Grab
<b>CG10R30</b>	30'				
<b>DR10R27</b>	27'	10,000 LB	3,333 LB		10M2D - 2" Delta Ring
<b>DR10R30</b>	30'				
<b>GH10R27</b>	27'	10,000 LB	3,333 LB		10M2GH - Grab Hook
<b>GH10R30</b>	30'				
<b>FSH10R27</b>	27'	10,000 LB	3,333 LB		10M2FSH - 2" Flat Snap Hook
<b>FSH10R30</b>	30'				
<b>TSH10R27</b>	27'	10,000 LB	3,333 LB		10M2TSH - 2" Twisted Snap Hook
<b>TSH10R30</b>	30'				









**Cargo Control Assembly Part Numbers: FH10R27 FH(Hardware) 10(Capacity) R(Ratchet) 27(Length)**  
 Example - JH10R15 Would be a J Hook, 10,000 LB Ratchet Strap 15' Long

Standard 2" ratchet assemblies are made with 10,000 LB long, wide handle ratchets and 12,000 LB yellow webbing. Alternate colors and capacities of webbing are available. Our straps are designed and manufactured in Sanford, North Carolina; allowing us to fully customize our products to meet the needs of the market(s) served by our dealers. All assemblies are manufactured & clearly tagged to meet or exceed DOT & FMCSA specifications and backed by the best warranty in the industry today.

- WLL of Working Load Limit by Industry Standards is 1/3 of the Rated Capacity
- Ultimately, it is the responsibility of the operator to determine the correct product for their application
- A Strap assembly is only as strong as its weakest component (this INCLUDES the point of attachment!)
- Some items are available as complete import assemblies; Available upon request

## 2" WINCH STRAPS 10/CASE

Standard lengths are 27' & 30'. We also offer 10' to 50'. Part Numbers shown here represent the "popular sizes". We can manufacture to any length. Call for more information.

PART NO.	LENGTH	BREAK STRENGTH	WLL	END FITTINGS	
<b>FH6X27</b>	27'	6,000 LB	2,000 LB		6M2FH - 2" Narrow Flat Hook
<b>FH6X30</b>	30'				
<b>FH2X15</b>	15'	10,000 LB	3,333 LB		10M2FH - 2" Flat Hook w/Protector Clip
<b>FH2X20</b>	20'				
<b>FH2X27</b>	27'				
<b>FH2X30</b>	30'				
<b>JH2X10</b>	10'	10,000 LB	3,333 LB		10M2J - 2" Wire J Hook
<b>JH2X15</b>	15'				
<b>JH2X20</b>	20'				
<b>JH2X27</b>	27'				
<b>JH2X30</b>	30'				
<b>JH2X40</b>	40'				
<b>CG2X27</b>	27'	10,000 LB	3,333 LB		10M2CG - 2" Chain & Grab
<b>CG2X30</b>	30'				
<b>DR2X10</b>	10'	10,000 LB	3,333 LB		10M2D - 2" Delta Ring
<b>DR2X27</b>	27'				
<b>DR2X30</b>	30'				
<b>GH2X27</b>	27'	10,000 LB	3,333 LB		10M2GH - Grab Hook
<b>GH2X30</b>	30'				
<b>FSH2X27</b>	27'	10,000 LB	3,333 LB		10M2FSH - 2" Flat Snap Hook
<b>FSH2X30</b>	30'				
<b>TSH2X27</b>	27'	10,000 LB	3,333 LB		10M2TSH - 2" Twisted Snap Hook
<b>TSH2X30</b>	30'				

**Cargo Control Winch Strap Part Numbers: FH2X27 FH(Hardware) 2(Capacity) X 27(Length)**  
 Example - JH2X15 Would be a J Hook, 2" Winch Strap 15' Long

Standard 2" winch straps are made with 12,000 LB yellow webbing. Alternate colors and capacities of webbing are available. Our straps are designed and manufactured in Sanford, North Carolina; allowing us to fully customize our products to meet the needs of the market(s) served by our dealers. All assemblies are manufactured & clearly tagged to meet or exceed DOT & FMCSA specifications and backed by the best warranty in the industry today.









- WLL of Working Load Limit by Industry Standards is 1/3 of the Rated Capacity
- Ultimately, it is the responsibility of the operator to determine the correct product for their application
- A Strap assembly is only as strong as its weakest component (this INCLUDES the point of attachment!)

## 3" AND 4" HEAVY DUTY RATCHET ASSEMBLIES






Standard 3" ratchet assemblies are made with 18,000 LB yellow webbing. Standard for the 4" ratchet assemblies is 20,000 LB yellow webbing. Alternate colors and capacities of webbing are available, as well as resin-treated webbing to help reduce abrasive wear. Our straps are designed and manufactured in Sanford, North Carolina; allowing us to fully customize our products to meet the needs of the market(s) served by our dealers. All assemblies are manufactured & clearly tagged to meet or exceed DOT & FMCSA specifications and backed by the best warranty in the industry today. A strap assembly is only as strong as its weakest component (this **INCLUDES** the point of attachment!). Stronger WLL can be achieved with alternate webbing and hardware. Part Numbers shown here represent the "popular sizes." We can manufacture to any length. Call for more information.

PART NO.	LENGTH	BREAK STRENGTH	WLL	END FITTINGS
----------	--------	----------------	-----	--------------

### 3" HEAVY DUTY RATCHET ASSEMBLIES

<b>CG15R27</b>	27'	15,000 LB	5,000 LB		15M3CG - Chain & Grab
<b>CG15R30</b>	30'				
<b>DR15R27</b>	27'	15,000 LB	5,000 LB		20M3D - 3" Delta Ring
<b>DR15R30</b>	30'				
<b>FH15R27</b>	27'	15,000 LB	5,000 LB		15M3FH - 3" Flat Hook w/Protector Clip
<b>FH15R30</b>	30'				
<b>FSH15R27</b>	27'	15,000 LB	5,000 LB		15M3FSH - 3" Flat Snap Hook
<b>FSH15R30</b>	30'				
<b>GH15R27</b>	27'	15,000 LB	5,000 LB		15M3GH - Grab Hook w/Pear Link
<b>GH15R30</b>	30'				
<b>JH15R27</b>	27'	15,000 LB	5,000 LB		20M3J - 3" Wire J Hook
<b>JH15R30</b>	30'				

### 4" HEAVY DUTY RATCHET ASSEMBLIES













<b>CG15M4R27</b>	27'	16,200 LB	5,400 LB		15M3CG - Chain & Grab
<b>CG15M4R30</b>	30'				
<b>DR15M4R27</b>	27'	16,200 LB	5,400 LB		20M30 - 3" Delta Ring
<b>DR15M4R30</b>	30'				
<b>FH15M4R27</b>	27'	16,200 LB	5,400 LB		15M4FH - 4" Flat Hook w/Protector Clip
<b>FH15M4R30</b>	30'				
<b>GH15M4R27</b>	27'	16,200 LB	5,400 LB		15M3GH - Grab Hook w/Pear Link
<b>GH15M4R30</b>	30'				
<b>JH15M4R27</b>	27'	16,200 LB	5,400 LB		20M3J - 3" Wire J Hook
<b>JH15M4R30</b>	30'				

Cargo Control Assembly Part Numbers: FH15R27 FH(Hardware) 15(Capacity) R(Ratchet) 27(Length)  
 Example - JH15R27 Would be a J Hook, 15,000 LB Ratchet Strap 27' Long



## 3" AND 4" HEAVY DUTY WINCH STRAP ASSEMBLIES


Standard 3" winch straps are made with 18,000 LB yellow webbing. Standard for the 4" winch strap is 20,000 LB yellow webbing. Alternate colors and capacities of webbing are available, as well as resin-treated webbing to help reduce abrasive wear. Our straps are designed and manufactured in Sanford, North Carolina; allowing us to fully customize our products to meet the needs of the market(s) served by our dealers. All assemblies are manufactured & clearly tagged to meet or exceed DOT & FMCSA specifications and backed by the best warranty in the industry today. A strap assembly is only as strong as its weakest component (**this INCLUDES the point of attachment!**). Stronger WLL can be achieved with alternate webbing and hardware. Part Numbers shown here represent the "popular sizes." We can manufacture to any length. Call for more information.

PART NO.	LENGTH	BREAK STRENGTH	WLL		END FITTINGS
<b>3" WINCH STRAPS</b>					
CG3X27	27'	15,000 LB	5,000 LB		15M3CG - Chain & Grab
CG3X30	30'				
DR3X27	27'	15,000 LB	5,000 LB		20M3D - 3" Delta Ring
DR3X30	30'				
FH3X27	27'	15,000 LB	5,000 LB		15M4FH - 4" Flat Hook w/Protector Clip
FH3X30	30'				
FSH3X27	27'	15,000 LB	5,000 LB		15M3FSH - 3" Flat Snap Hook
FSH3X30	30'				
GH3X27	27'	15,000 LB	5,000 LB		15M3GH - Grab Hook w/Pear Link
GH3X30	30'				
JH3X27	27'	15,000 LB	5,000 LB		20M3J - 3" Wire J Hook
JH3X30	30'				
<b>4" WINCH STRAPS</b>					
CG4X27	27'	16,200 LB	5,400 LB		15M3CG - Chain & Grab
CG4X30	30'				
DR4X27	27'	16,200 LB	5,400 LB		20M3D - 3" Delta Ring
DR4X30	30'				
FH4X15	15'	16,200 LB	5,400 LB		15M4FH - 4" Flat Hook w/Protector Clip
FH4X27	27'				
FH4X30	30'				
FH4X40	40'				
GH4X27	27'	16,200 LB	5,400 LB		15M3GH - Grab Hook w/Pear Link
GH4X30	30'				
JH4X27	27'	16,200 LB	5,400 LB		20M3J - 3" Wire J Hook
JH4X30	30'				
LE4X27	27'	16,200 LB	5,400 LB		Tapered Sewn Loop
LE4X30	30'				
<p><b>Cargo Control Winch Strap Part Numbers: DR3X27 DR(Hardware) 3(Width) X 27(Length)</b>                      Example - DR3X27 Would be a Delta Ring, 3" Wide Winch Strap 27' Long</p>					


## SHORT FIXED ENDS

“Short Fixed End” refers to the non-adjustable ratchet end of the assembly. Length measurement is overall from ratchet to end of hook. Custom lengths are available. Straps can be manufactured to meet specific needs. Listed here are some of the most common configurations. Please contact our sales department for additional designs.

PART NO.	DESCRIPTION
<b>CG10R1.5SER</b>	2" x 18" 10,000 LB with Chain Grab
<b>FH10R1.5SER</b>	2" x 18" 10,000 LB with Flat Hook
<b>FH10R1.0SER</b>	2" x 12" 10,000 LB with Flat Hook
<b>FH15M3SER</b>	3" x 18" 15,000 LB with Flat Hook
<b>FH15M4SER</b>	4" x 18" 16,200 LB with Flat Hook
<b>JH10R1.5SER</b>	2" x 18" 10,000 LB with J Hook
<b>JH15M4SER</b>	4" x 18" 16,200 LB with J Hook




Length is overall, including hardware



## ROLL-OFF STRAPS

Listed here are some of the most common configurations. Please contact our sales department for additional designs.

PART NO.	DESCRIPTION	LENGTH (FT)	BREAK STRENGTH	WLL
<b>RH3X4</b>	3" x 4' 15M Roll-Off Container Strap	4	15,000 LB	5,000 LB
<b>RH3X5</b>	3" x 5' 15M Roll-Off Container Strap	5	15,000 LB	5,000 LB
<b>RH4X2LE</b>	4" x 2' 15M Roll-Off Container Strap with 1" Bolt Loop	2	16,200 LB	5,400 LB
<b>RH4X5</b>	4" x 5' 15M Roll-Off Container Strap	5	16,200 LB	5,400 LB
<b>RH4X5LE</b>	4" x 5' 15M Roll-Off Container Strap with 2" Loop End	5	16,200 LB	5,400 LB
<b>RH4X6</b>	4" x 6' 15M Roll-Off Container Strap	6	16,200 LB	5,400 LB
<b>RH4X8</b>	4" x 8' 15M Roll-Off Container Strap	8	16,200 LB	5,400 LB
<b>CTH4X3</b>	4" x 3' 15M Roll-Off Container Strap Fabricated Hook	3	16,200 LB	5,400 LB
<b>CTH4X5</b>	4" x 5' 15M Roll-Off Container Strap Fabricated Hook	5	16,200 LB	5,400 LB



**RH4X5**





**CTH4X3**

## STRAP PROTECTORS

Strap protectors come in a variety of shapes, sizes, and materials. They are an inexpensive way to protect both the cargo you are hauling and the straps, chains, and tarps used to secure that cargo. In addition, to standard plastic and steel "corner" protectors, there are also webbing options that are cut to the desired length and can either move freely up and down the strap, or can be sewn into place. Vee boards are available in many sizes. \*Colors may vary.

<b>2RP</b> 2" Rubber Strap Guard		<b>2RP-2</b> 2" Rubber Wheel Cleat		<b>4CP</b> 4" Plastic Corner Standard*	
<b>TP-101</b> Corner Tarp Guard		<b>2RPWG</b> 2" Wheel Grips		<b>4CP12</b> 4" x 12" Plastic Corner Protector	
<b>VB-12</b> 12" Vee Board Colors may vary.		<b>VB-24</b> 24" Vee Board Colors may vary.		<b>4CSR</b> 4" Rubber Lined Steel	
<b>4RP</b> 4" Rubber Strap Guard		<b>VB-48-11</b> 11" x 11" x 48" Vee Board		<b>4CS</b> 4" Steel Corner	



## PROTECTIVE WEBBING

<b>2BLACK</b>	Sleeve Webbing Available in 2", 3", and 4" Sold by foot	
<b>3BLACK</b>		
<b>4BLACK</b>		
<b>2CORDURA</b>	Cordura Pad Webbing Available in 2", 4", 6" and 8" Sold by foot	
<b>4CORDURA</b>		
<b>6CORDURA</b>		
<b>8CORDURA</b>		

See Page 23 for bulk webbing.

## STRAP WINDERS

Strap winders help to wrap straps quickly for storage when straps are not in use.

<b>16SW</b> Strap Winder	
<b>16QW</b> Quick Strap Winder	



## TRAILER WINCHES

<p><b>16L</b> 2" Lashing Winch Tighten with Hex bar 12/Box</p> 	<p><b>16WC</b> Weld On Leg Combination Winch 4/Box</p> 	<p><b>16SPL</b> 4" Low Profile Combination Winch 5/Box</p> 
<p><b>16SL</b> 4" Low Profile Weld On Winch 5/Box</p> 	<p><b>16S</b> 4" Standard Weld On Winch 5/Box</p> 	<p><b>16PL</b> 4" Low Profile Portable Winch 5/Box</p> 
<p><b>16SP</b> 4" Combination Slot/ Post Winch 5/Box</p> 	<p><b>16P</b> 4" Standard Portable Winch 5/Box</p> 	<p><b>16PPL</b> 4" Low Profile Portable Combination Winch 4/Box</p> 
<p><b>18SN</b> 4" Slider Notched/High Cap. Weld On Winch 5/Box</p> 	<p><b>18SN-LP</b> 4" Low Profile Slider Notched Winch 5/Box</p> 	<p><b>18WT6</b> 6' Steel Slider Track For 18SN and 18SN-LP</p> 

**NOTE: FOR SAFE OPERATION**

1. All winches should be installed so the user can readily see the pawl to ensure proper engagement.
2. The winch should be positioned so the pawl drops into the ratchet wheel by gravity.
3. Winches should never be installed so the user cannot see the pawl engagement or in a position where the user must hold the pawl to engage the ratchet tooth.
4. Weld on winches must be welded to the trailer frame. Minimum weld requirements are 1/4" fillet weld, 4" long on both sides of frame, and 1/8" penetration.

## WINCH BARS

10/BOX

PART NO.	DESCRIPTION		
<b>WB1</b>	Standard Painted Winch Bar		Box Head Style:
<b>WC2</b>	Standard Chrome Winch Bar		
<b>WB3</b>	Painted Combination Winch Bar – Box Head Style		Tube Style:
<b>WC4</b>	Chrome Combination Winch Bar – Tube Style		
<b>WC3</b>	Chrome Combination Winch Bar – Box Head Style		
<b>WC3XL</b>	Chrome Combination Winch Bar 40"		

**WARNING:** When tightening or loosening winches, always maintain a firm grip on the winch bar. Never release a winch bar without checking the pawl to ensure that it is fully engaged between ratchet teeth. Releasing a winch bar without the pawl being properly engaged, can cause serious injury to the user and/or bystanders. The use of a slip resistant handle winch bar, specifically designed to tighten or loosen winches, is recommended. Cargo Control USA winch bars should be used to tension and release tie-down assemblies. "Cheater Bars" ("extenders") should not be used with the winch bars. User should stand clear of the winch bar handle during operation of the winch bar in case the winch bar slips. The tip of the winch bar should be inserted through both holes in the end cap to prevent the winch bar from "slipping out" and overloading the tip and/or end cap. Winches should not be loaded in excess of their working load limit. Winches should NOT be used as pulling or lifting devices. Webbing should be inserted through the slot, and a minimum of two (2) wraps on the winch-rl bar.

LEVER BINDERS		
PART NO.	CHAIN SIZE	CAPACITY
<b>19LB-1/4</b>	1/4 to 5/16	2,600 LB
<b>19LB-3/8</b>	5/16 to 3/8	5,400 LB
<b>19LB-3/8HD</b>	5/16 to 3/8	6,600 LB
<b>19LB-1/2</b>	3/8 to 1/2	9,200 LB
<b>19LB-5/8</b>	1/2 to 5/8	13,000 LB

RATCHET BINDERS		
PART NO.	CHAIN SIZE	CAPACITY
<b>19RB-1/4</b>	1/4 to 5/16	2,600 LB
<b>19RB-3/8</b>	5/16 to 3/8	5,400 LB
<b>19RB-3/8HD</b>	5/16 to 3/8	6,600 LB
<b>19RB-1/2</b>	3/8 to 1/2	9,200 LB
<b>19RB-5/8</b>	1/2 to 5/8	13,000 LB

- BULK CHAIN
- BINDER CHAINS
- LEVER BINDERS
- RATCHET BINDERS
- CHAIN ACCESSORIES


**We offer both USA binder chain and imported.**



Lever Binder



Light Duty 19LB-LT












Ratchet Binder

GRADE 43 HIGH TEST CHAIN*			
<i>Grade 43 is more suitable than Grade 30 for heavy duty trucking, major construction activities and logging applications. Finishes available: self colored, zinc plated or hot galvanized. Other lengths available. *Not for overhead lifting.</i>			
PART NO.	PIECES/DRUM	LBS/PIECE	MAXIMUM WLL
<b>G43-5/16X20</b>	25	23	3,900 LB
<b>G43-5/16X25</b>	20	28	3,900 LB
<b>G43-3/8X20</b>	20	34	5,400 LB
<b>G43-3/8X25</b>	15	42	5,400 LB

GRADE 70 TRANSPORT CHAIN*			
<i>Special High Carbon steel chain with greater practical strength-to-weight ratio. Grade 70 chain is suitable for use in towing, construction, logging and farm applications. Finish: yellow chromate. Other lengths are available. *Not for overhead lifting.</i>			
PART NO.	PIECES/DRUM	LBS/PIECE	MAXIMUM WLL
<b>G70-5/16X16</b>	35	19	4,700 LB
<b>G70-5/16X20</b>	25	23	4,700 LB
<b>G70-5/16X25</b>	20	28	4,700 LB
<b>G70-3/8X20</b>	20	34	6,600 LB
<b>G70-3/8X25</b>	15	42	6,600 LB
<b>G70-1/2X20</b>	10	50	11,300 LB

GRADE 80 ALLOY CHAIN*
<i>Special Heat Treated alloy steel chain specifically designed for overhead lifting. Finishes available: self colored, zinc plated or hot galvanized.</i>
<b>*** MUST SPECIFY "TAGGED FOR OVERHEAD LIFTING" ***</b>

HOOKS & FITTINGS	
	
Screw Pin Anchor Shackle	Lap Links
	
Grade 80 Sling Hooks	Cold Shut
	
Quick Link	Slip Hook
	
Slip Hook with Latch	Grab Hook
	<i>All chains are manufactured to NACM &amp; DOT specifications</i>
Double Clevis	

**CARGO BARS/LOAD LOCKS, JACK BARS & DECKING/SHORING BEAMS**

**Cargo Bars** are offered in high strength steel tubing. These bars feature molded pivoting rubber feet that will not scuff interior walls and a heavy duty steel handle. The handle and trigger mechanism are easy to operate. Adjusts from 86" to 105".

**Jack Bars** are made from heavy galvanized steel tubing for maximum strength and durability. Soft grip rubber handles help to make Cargo Control USA jack bars easy to operate.

**Decking Beams** are constructed of heavy duty heat treated aluminum, which provides the best length-to-weight ratio. The heads are constructed of high-quality steel which has been zinc plated to reduce corrosion. The heads also contain steel trigger mechanisms for dependable locking control. These beams are designed with a 2,000 LB working load limit. Loads should always be evenly distributed.

PART NO.	DESCRIPTION
	
<p><b>CB204</b></p>	<p>Standard One-Piece Galvanized Steel Cargo Bar/Load Lock Adjusts up to 105"</p>
	
<p><b>JB214</b></p>	<p>Heavy-Duty Steel One-Piece Jack Bar Adjusts 86" to 114"</p>
	
<p><b>DB104</b></p>	<p>102" Aluminum Decking/Shoring Beam Adjusts 92" to 102"</p>

**WARNING:** Cargo bars are not intended for use with cargo on wheels. Over tensioning of ratchet mechanism may cause damage to trailer sidewalls.  
**NOTE:** Cargo bars do not have load ratings due to varying conditions of trailer sidewalls.

**BAR & BEAM ACCESSORIES**

<p><b>CB104-HOOP</b> Cargo Bar Hoop Set</p>		<p><b>CB-HAND</b> Replacement Handle</p>	
<p><b>CBFT</b> Replacement Feet 2" x 4" Pads Sold as pairs.</p>		<p><b>CB-101</b> Cargo Bar Holder</p>	



**INTERNAL VAN LASHINGS - CAM BUCKLE LOGISTIC STRAPS**

Listed here are some of the most common configurations. Please contact our sales department for additional assemblies.

PART NO.	LENGTH	DESCRIPTION	END FITTINGS	CAPACITY (BREAK STRENGTH)	COLOR
<b>312</b>	12'	2" Wide Nylon Straps	Spring E-Clips	3,000 LB	Yellow
<b>316</b>	16'	2" Wide Nylon Straps	Spring E-Clips	3,000 LB	Gray
<b>316-EJ</b>	16'	2" Wide Nylon Straps	Spring E-Clips & J Hooks	3,000 LB	Gray
<b>320</b>	20'	2" Wide Nylon Straps	Spring E-Clips	3,000 LB	Blue






**INTERNAL VAN LASHINGS - RATCHET LOGISTIC STRAPS**

Listed here are some of the most common configurations. Please contact our sales department for additional assemblies.

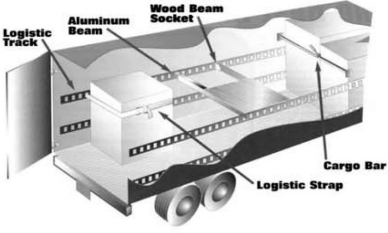

PART NO.	LENGTH	DESCRIPTION	END FITTINGS	CAPACITY (BREAK STRENGTH)	COLOR
<b>312R</b>	12'	2" Wide Nylon Straps	Spring E-Clips	3,000 LB	Yellow
<b>316R</b>	16'	2" Wide Nylon Straps	Spring E-Clips	3,000 LB	Gray
<b>316R-EJ</b>	16'	2" Wide Nylon Straps	Spring E-Clips & J Hooks	3,000 LB	Gray
<b>320R</b>	20'	2" Wide Nylon Straps	Spring E-Clips	3,000 LB	Blue

**ALTERNATE CONFIGURATIONS**

		
with E Clip & J hook	with F Hook	with E Clip & F hook










**SERIES E-TRACK HORIZONTAL**

Series E-Track is made of 12-gauge high-strength steel with a minimum yield of 50,000 PSI. Painted gray finish. Also available in galvanized and up to 24' length; Minimum order may be required. Please contact our sales department for ore information.

		PART NO.	DESCRIPTION
	<b>18ET10GY</b>	10' Section E-Track Horizontal <i>Weighs approximately 16 lbs. per unit</i>	
	<b>18ET05GY</b>	5' Section E-Track Horizontal <i>Weighs approximately 8 lbs. per unit</i>	

**E-TRACK & LOGISTIC TRACK FITTINGS**

\* Working load capacity of lumber varies widely.

<p><b>RTOEC-S</b> Rope Tie Off with Spring Loaded E-Clip &amp; S Hook</p>		<p><b>RTOEC</b> Rope Tie Off with Spring Loaded E-Clip</p>	
<p><b>3M2E</b> Series E or A Spring Fitting 3,000 lbs. Break Strength</p>		<p><b>3M2F</b> Series F Track Fitting 3,000 lbs. Break Strength</p>	
<p><b>ECSDR</b> Series E or A Spring Fitting with 2' D-Ring 4,000 lbs Break Strength</p>		<p><b>ECSDR-TR</b> Series E Fitting with Thumb Release &amp; 1" ring 6,000 lbs. Break Strength</p>	
<p><b>Etrack-WBS</b> Standard Wood Beam Socket, for use with Standard Commercial Grade 2x6 lumber*</p>		<p><b>ECSDRHD-TR</b> Series E Fitting HD Model with Thumb Release &amp; 2" Ring 6,000 lbs. Break Strength</p>	
<p><b>3M2E-RIF</b> 2" 3,300Lb Roller Idler Fitting, Gold Finish</p>			



**L-TRACK & FITTINGS**

L-Track, also known as Airline Track, is a lightweight, heavy-duty track made of aluminum. Available in 12" and 100" Lengths. L-Track offers great flexibility with 1" anchor point increments; allowing the user to both quickly and easily secure cargo at any position along the track.

<p><b>18-LDTRACK</b> Aluminum L Track</p>		<p><b>18-LDSB</b> Double Stud Fitting with Bolt</p>	
<p><b>18-LDO</b> Double Stud Fitting with Pear/Oval Link</p>		<p><b>18-LSR</b> Single Stud Fitting with Round Ring</p>	
<p><b>18-LDR</b> Double Stud Fitting with Round Ring</p>			





**WHEEL TIE DOWNS**

Our quality auto tie downs are made in the USA and are available in a variety of colors. Some of the most popular styles are shown on this page. Please contact our sales department for additional information and other styles available. Tie Downs can be customized and are offered in alternate colors. Ratchets & Short Ends are sold separately. \*Listed here are some of the most popular part numbers. Please contact our sales department for additional products. \*\*Rubber wheel grips come standard on the ADJ-2R10WL. Can be requested on other styles as well.

PART NO.*	DESCRIPTION	STYLE	
<b>ADJWTD</b>	Fits Tires 13"-16"	ADJUSTABLE BASKET - Standard Fits 13"-16" tires and has a flat Hook. Adjustable Nets are sold in pairs. Ratchets are sold separately. **	
<b>ADJWTD-XL</b>	Fits Tires 17"-18"		
<b>13-14WTD</b>	Fits Tires 13"-14"	NON-ADJUSTABLE BASKET - Standard offered in 13"-14" and 15"-16" tires with Flat Hook. Also sold in Pairs. Ratchets sold separately. **	
<b>15-16WTD</b>	Fits Tires 15"-16"		
<b>ADJWTD-2FH</b>	Flat Hooks	ADJUSTABLE NET - Standard to fit 13"-16" tires with Flat Hooks or Twist Snap Hooks. Alternate Hardware available. **	
<b>ADJWTD-2TSH</b>	Twist Snap Hooks		
<b>LASSO2X8</b>	8' Long	LASSO STYLE - Made with 12,000LB web and round ring. Sold as singles, not as pair. **	
<b>LASSO2X10</b>	10' Long		
<b>LASSO2X12</b>	12' Long		
<b>ADJ-2R10WL</b>	Standard 10' Long	LASHING WITH WHEEL GRIPS - Made with 12,000LB Web, swivel bolt J hook & a floating J Hook. Sold as singles, not as pair. includes Wheel Grips. **	

**AXLE STRAPS**

Additional colors: Orange, Black, Red, Blue. Made with 12,000LB web. \*Listed here are some of the most popular art numbers. Please contact our sales department for additional products.

<p><b>10M2CRAS</b> Combo Ratchet Axle Strap with Floating D-ring &amp; Sleeve to protect strap 10,000LB Capacity, 9' Overall</p>		<p><b>10M2TBS</b> Tie Back Strap 10,000LB Capacity, 4' Overall</p>	
<p><b>AX12</b> 12" No Sleeve* <b>AX24</b> 24" With Sleeve* <b>AX36</b> 36" With Sleeve* <b>AX48</b> 48" With Sleeve* 10,000 LB Axle Straps 12"-72" Standard Stock. 18"+ Have Protective Sleeve. Length is overall. D-ring to D-ring.</p>		<p><b>10M2-4PTDK</b> 4 Point Tie Down Kit This is a 4 Point Kit for Autos. Each kit contains (2) each 10M2CRAS and 10M2TBS (4 pieces total).</p>	



**SINGLE PLY POLYESTER TOW STRAPS**

Our **POLYESTER** tow straps are made in the USA. Versatile and weather resistant, our tow straps are designed to be safe, effective, and easy to use when you need them most! **Do not exceed working load limits! Not to be used for lifting. "Tow" Capacity 3:1 Safety Factor (or 1/3 Break Strength).**

LENGTH	BREAK STRENGTH			
	6,000 LB	12,000 LB	15,000 LB	20,000 LB
15 FEET	<b>6215</b>	<b>12215</b>	<b>1515</b>	<b>2015</b>
20 FEET	<b>6220</b>	<b>12220</b>	<b>1520</b>	<b>2020</b>
25 FEET	<b>6225</b>	<b>12225</b>	<b>1525</b>	<b>2025</b>
30 FEET	<b>6230</b>	<b>12230</b>	<b>1530</b>	<b>2030</b>

**NYLON TOW STRAPS**

Our **NYLON** tow straps are made in the USA. Versatile and weather resistant our tow straps are designed to be safe, effective, and easy to use when you need them most! **Cordura reinforced eyes help to resist wear and tear. Available 32,000-450,000LB capacities. Some of the most popular sizes are listed below, other sizes are available. Do not exceed workload limits. Not to be used for overhead lifting.**

**2 PLY NYLON TOW STRAPS**

LENGTH	BREAK STRENGTH		
	32,000 LB	43,000 LB	55,000 LB
15 FEET	<b>32215</b>	<b>43315</b>	<b>55415</b>
20 FEET	<b>32220</b>	<b>43320</b>	<b>55420</b>
25 FEET	<b>32225</b>	<b>43325</b>	<b>55425</b>
30 FEET	<b>32230</b>	<b>43330</b>	<b>55430</b>

**TUBE STYLE NYLON TOW STRAPS**

LENGTH	BREAK STRENGTH		
	155,000 LB	200,000 LB	250,000 LB
10 FEET	<b>155210</b>	<b>200210</b>	<b>250310</b>
15 FEET	<b>155215</b>	<b>200215</b>	<b>250315</b>
20 FEET	<b>155220</b>	<b>200220</b>	<b>250320</b>
25 FEET	<b>155225</b>	<b>200225</b>	<b>250325</b>

**SPECIALTY STRAPS**

Made to order. Custom Lengths, Colors, Hardware, & Configurations. Call our sales department today for more information on designing products that fit your needs.



**TOWING ACCESSORIES**

Chain Bridles, Nylon Bridles, Tow & Wrecker Assemblies are all made to order. Some of the most popular items are listed below, other items are available. Please call for additional information and assistance in ordering what best fits your needs.

**CHAIN BRIDLES**

Please specify the following:

- Grade 43 or Grade 70
- Overall Length
- Chain Size (5/16 or 3/8)
- Hardware Requirements



**NYLON BRIDLES**

Please specify the following:

- Overall Length
- Web Width
- Hardware Requirements



**TSH10R8RTJ-BLK**

2" x 8' Auto Tie Down  
10,000 LB with RTJ Cluster



**TOW & WRECKER ASSEMBLIES**



**G70-8J**  
8" J Hook



**G70-15J**  
15" J Hook



## RATCHET & CAM BUCKLE UTILITY ASSEMBLIES

Our light-duty utility line is designed to be dependable and versatile. Made of high quality, wear-resistant webbing, our utility tie downs come in a variety of lengths and styles. Below are some of the most popular lengths and hardware configurations. Please call our sales department for more information. Blue web is standard. Assorted colors available. **Please specify "retail" or "bulk" packaging.**

RATCHET ASSEMBLIES	CAM BUCKLE ASSEMBLIES	LENGTH	PACKAGE QTY
<b>R15S</b>	<b>C15S</b>	5 FEET	2/Bag
<b>R19S</b>	<b>C19S</b>	9 FEET	2/Bag
<b>R115S</b>	<b>C115S</b>	15 FEET	1/Bag
<b>R120S</b>	<b>C120S</b>	20 FEET	1/Bag

## 1,500 LB 1" ASSEMBLIES WITH WIRE J HOOKS

<b>R115J</b>	<b>C115J</b>	15 FEET	1/Bag
<b>R120J</b>	<b>C120J</b>	20 FEET	1/Bag

## 3,000 LB 1" ASSEMBLIES WITH VINYL-COATED S HOOKS

<b>R35S</b>	<b>C35S</b>	5 FEET	2/Bag
<b>R39S</b>	<b>C39S</b>	9 FEET	1/Bag
<b>R312S</b>	<b>C312S</b>	12 FEET	1/Bag
<b>R315S</b>	<b>C315S</b>	15 FEET	1/Bag
<b>R320S</b>	<b>C320S</b>	20 FEET	1/Bag

## ALTERNATE HARDWARE AVAILABLE FOR 1" UTILITY ASSEMBLIES

				
Vinyl Coated S Hook	J Hook	Flat Hooks	J Hook & Keeper	Mounting Plate



**RATCHET UTILITY ASSEMBLIES**

Our light-duty utility line is designed to be dependable and versatile. Made of high quality, wear-resistant webbing, our utility tie downs come in a variety of lengths and styles. Below are some of the most popular lengths and hardware configurations. Please call our sales department for more information. Blue web is standard. Assorted colors available. **Please specify "retail" or "bulk" packaging.**

RATCHET ASSEMBLIES	LENGTH	PACKAGE QTY
<b>4,400 LB 2" RATCHET ASSEMBLIES WITH J HOOKS</b>		
<b>R505J</b>	5 FEET	1/Bag
<b>R512J</b>	12 FEET	1/Bag
<b>R515J</b>	15 FEET	1/Bag
<b>R520J</b>	20 FEET	Bulk Packed


**ALTERNATE HARDWARE AVAILABLE FOR 2" UTILITY ASSEMBLIES**

				
Delta	J Hook	Flat Hook	Flat Snap Hook	Twisted Snap Hook

**LOOP END ASSEMBLIES**



**MOTORCYCLE TIE DOWNS**




**ENDLESS RATCHET ASSEMBLIES**



**RUBBER TARP STRAPS - MADE IN USA 50/BOX**


PART NO.	DESCRIPTION
<b>TGL10</b>	10" Rubber Tarp Strap
<b>TGL15</b>	15" Rubber Tarp Strap
<b>TGL21</b>	21" Rubber Tarp Strap
<b>TGL31</b>	31" Rubber Tarp Strap
<b>TGL41</b>	41" Rubber Tarp Strap



**HEAVY DUTY COIL RACKS**

*Our coil racks are of one piece construction for extra support, ideal for heavy-duty applications. Use with lumber blocks to provide additional cradling of the coils. Coil racks have a black lacquer finish.*

PART NO.	DESCRIPTION
<b>CR27</b>	7" inside, 33" overall
<b>CR37</b>	37" inside, 42-1/2" overall



**SOLID CORE RUBBER ROPE & HOOKS**

*If standard size won't suit your needs, make your own size with solid core rubber rope and hooks.*


<b>RR7/16X150</b> 7/16" x 150' Rubber Rope	
<b>RR3/8X150</b> 3/8" x 150' Rubber Rope	
<b>RR-HOOKS</b> Rubber Rope Hooks 100/Box	

**PAN FITTINGS**



<b>PF-101</b> Collar Fitting 1,600 lbs. Break Strength	
<b>PF-102</b> Steel Recessed Fitting 5,000 lbs. Break Strength	
<b>PF-103</b> Steel Raised Fitting 5,000 lbs. Break Strength	
<b>PF-201</b> Round Pan Fitting Steel - One Piece 1,200 lbs. Break Strength	

*See Page 7 for strap protectors, corner guards and strap winders.*





**CABLE PULLERS**

<b>CP-2000</b> 2000 LB Capacity	<b>CP-4000</b> 4000 LB Capacity
	



**OVERSIZE & WIDE LOAD SIGNS** 12/CASE

	
<p align="center"><b>OSL-SIGN</b> 18"x84" Heavy-Duty Vinyl Mesh with Brass Grommets</p>	<p align="center"><b>OSL-SIGN2</b> 18"x84" Heavy-Duty Vinyl with Reversible Oversize/Wide Load</p>


**SAFETY FLAGS & SIGNS** 12/PACK • 72/CASE

			
<p align="center"><b>SF-POLY</b> Red Mesh Flag on Wooden Dowel 18"x18"</p>	<p align="center"><b>SF-MESH</b> Red Mesh Flag on Wooden Dowel 18"x18"</p>	<p align="center"><b>SF-MESH2</b> Red Mesh Flag with Metal Loop 18"x18"</p>	<p align="center"><b>SF-MESH3</b> Red Mesh Flag with Bungee 18"x18"</p>
			
<p align="center"><b>SF-MESH-ORG</b> Orange Mesh Flag on Wooden Dowel 18"x18"</p>	<p align="center"><b>SF-MESH3-ORG</b> Orange Mesh Flag with Bungee 18"x18"</p>		

**SAFETY FLAG ACCESSORIES**

	
<p align="center"><b>SF-MAG</b> 25lb. Heavy Duty Magnet with wing nut</p>	<p align="center"><b>SF-101</b> Flag Brackets</p>

**CARGO NETS**


<p align="center"><b>CARGO NETS</b> Custom made to your specifications. Call for more information.</p>



**BOAT WINCH STRAPS**

Our boat straps are made of heavy-duty seat belt webbing. Straps can be bulk packed or retail packaged ready for display.

PART NO.	DESCRIPTION
<b>215L</b>	2"X15' with Forged Snap Hook & Loop End
<b>215T</b>	2"X15' with Forged Snap Hook & Tapered End
<b>220L</b>	2"X20' with Forged Snap Hook & Loop End
<b>220T</b>	2"X20' with Forged Snap Hook & Tapered End
<b>G312FGSH</b>	2"X12' with Forged Snap Hook & Loop End
<b>G316FGSH</b>	2"X16' with Forged Snap Hook & Loop End
<b>G320FGSH</b>	2"X20' with Forged Snap Hook & Loop End
<b>G320FGSH-10M</b>	2"X20' with Forged Snap Hook & Loop End, 10,000 Capacity



**GUNWALE STRAPS**

The gunwale is the top edge of the side of a boat. Originally, the gunwale was the "gun ridge" on a sailing warship. This represented the strengthening wale or structural band added to the design of the ship, at and above the level of a gun deck. **GUNWALE STRAPS** go around the entire aft section of the boat, over the gunwale to the trailer and restrict vertical movement of the boat while in transit.

PART NO.	DESCRIPTION
<b>GW212S</b>	2"X12' Cam Buckle Strap with Vinyl-Coated S Hooks
<b>GW216S</b>	2"X16' Cam Buckle Strap with Vinyl-Coated S Hooks
<b>GW220S</b>	2"X20' Cam Buckle Strap with Vinyl-Coated S Hooks



**TRANSOM STRAPS**













The transom is the "square end" of the hull structure. As such, it provides a lateral bearing wall, transferring the forces of motion acting on the bow and sides of the ship, creating balance--much like the hips transfer the stresses of walking to the backbone. **TRANSOM STRAPS**, when properly secured to transom eyes and trailer, the short restraint straps restrict vertical and lateral movement of the boat to safely secure the boat to the trailer. Although, the most popular sizes are the 2", we do also make a 1" assembly as well.

PART NO.	DESCRIPTION
<b>TC22S</b>	2"X2.5' with Cam Buckle and S Hooks
<b>TC245S-PR</b>	2"X4.5' Paddle Buckle and S Hooks - PAIR



**RATCHETS** **#/CASE**






To operate a Ratchet Buckle, pull the webbing through the mandrel bars eliminating any slack. Operate the ratchet handle back and forth until the webbing is properly tensioned. The mandrel bars must have at least two wraps of webbing to prevent slippage. To release the webbing, pull the handle pawl to the fully opened position and rotate the handle itself past the center position on the ratchet to the fully open position. Finally, pull the webbing back through the mandrel creating slack.

<p><b>2M1FHR</b> 1" Flat Handle Ratchet 2,000 lbs. Break Strength</p> 	<p><b>3M1WHR</b> 1" Wide Handle Ratchet 3,400 lbs. Break Strength</p> 	<p><b>4M2WHR</b> 2" Wide Handle Ratchet 4,400 lbs. Break Strength</p> 
<p><b>6M2HER</b> 2" Standard Handle Hook End Ratchet 6,000 lbs. Break Strength</p> 	<p><b>10M2SHR</b> 2" Standard Handle Ratchet 11,200 lbs. Break Strength</p> 	<p><b>10M2MWHR</b> 2" Medium Wide Handle Ratchet 11,000 lbs. Break Strength</p> 
<p><b>10M2WHR</b> 2" Long Wide Handle Ratchet 11,300 lbs. Break Strength</p> 	<p><b>10M2WHR-SSH</b> 2" Long Wide Handle Ratchet Swivel Snap Hook</p> 	<p><b>10M2WHR-RB</b> 2" Long Wide with Rubber Grip Handle 11,300 lbs. Break Strength</p> 
<p><b>10M2MWHR-CH</b> 2" Medium Wide Handle w/Chain Tail</p> 	<p><b>15M3WHR</b> 3" Standard Handle Ratchet 22,000 lbs. Break Strength</p> 	<p><b>20M4WHR</b> 4" Standard Handle Ratchet 24,000 lbs. Break Strength</p> 






**CAM BUCKLES**

<p><b>1M1CB</b> 1" Cam Buckle 1,500 lbs. Break Strength</p> 
<p><b>2M1CB</b> 1" Cam Buckle 2,500 lbs. Break Strength</p> 
<p><b>3M2CB</b> 2" Cam Buckle 3,000 lbs. Break Strength</p> 

**FLAT HOOKS**

<p><b>6M2FH</b> 2" Narrow Flat Hook 6,000 lbs. Break Strength</p> 	<p><b>15M4FH-K</b> 4" Flat Hook with Keeper 15,000 lbs. Break Strength</p> 
<p><b>10M2FH</b> 2" Flat Hook with clip to prevent wear on webbing 11,000 lbs. Break Strength</p> 	<p><b>20M4FH</b> 4" Flat Hook 20,000 lbs. Break Strength</p> 
<p><b>15M4FH</b> 4" Flat Hook 16,200 lbs. Break Strength</p> 	

**SNAP HOOKS**

<p><b>5M2FSH</b> 2" Flat Snap Hook 6,000 lbs. Break Strength</p>	
<p><b>5M2TSH</b> 2" Twisted Snap Hook 6,000 lbs. Break Strength</p>	
<p><b>10M2FSH</b> 2" Flat Snap Hook 10,000 lbs. Break Strength</p>	
<p><b>10M2TSH</b> 2" Twisted Snap Hook 10,000 lbs. Break Strength</p>	
<p><b>6M2FGSH</b> 2" Forged Snap Hook 6,000 lbs. Break Strength</p>	
<p><b>10M2FGSH</b> 2" Forged Snap Hook 10,000 lbs. Break Strength</p>	




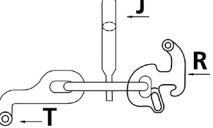



**VINYL-COATED S HOOKS**

<p><b>1M1S</b> 1" Vinyl-Coated S Hook 1,500 lbs. Break Strength</p>	
<p><b>2M1S</b> 1" Vinyl-Coated S Hook 2,300 lbs. Break Strength</p>	
<p><b>3M1S</b> 1" Vinyl-Coated S Hook 3,000 lbs. Break Strength</p>	
<p><b>3M1S-K</b> 1" Vinyl-Coated S Hook with Keeper/Snap 3,000 lbs. Break Strength</p>	



**J HOOKS**

<p><b>2M1J</b> 1" Wire J Hook 2,000 lbs Break Strength</p>		<p><b>3M1J</b> 1" Wire J Hook 3,400 lbs. Break Strength</p>	
<p><b>5M2J</b> 2" Wire J Hook 5,000 lbs. Break Strength</p>		<p><b>8M2J</b> 2" Wire J Hook 8,000 lbs Break Strength</p>	
<p><b>10M2J</b> 2" Wire J Hook 10,000 lbs. Break Strength</p>		<p><b>20M3J</b> 3" Wire J Hook 22,000 lbs. Break Strength</p>	
<p><b>10M2J-BOLT</b> 12,000 lbs. J Hook for Auto Tie Downs</p>		<p><b>10M2J-RAT</b> 12,000 lbs. J Hook Fits Ratchet for Auto Tie Downs</p>	

**CHAIN HOOKS/AUTO HOOKS**

<p><b>10M2CG</b> 15" Chain Anchor with Pear Link 5/16" Chain Hook 11,200 lbs. Break Strength</p>			
<p><b>15M3CG</b> 18" Chain Anchor with 3" D-Ring 3/8" Chain Hook 16,200 lbs. Break Strength</p>			
<p><b>11MCH-RTJ</b> RTJ "Cluster" Hook (R Hook for Foreign, T Hook for Ford, J Hook for GM &amp; Chrysler) 11,600 lbs. Break Strength</p>	 		
<p><b>10M2GH</b> 5/16" Grab Hook Assembly 10,000 LB Break Strength</p>		<p><b>11MCH-J</b> Towing J Hook with Link 11,000 lbs. Break Strength</p>	
<p><b>15M3GH</b> 3/8" Grab Hook Assembly 16,200 lbs. Break Strength</p>			

**ROLL-OFF CONTAINER HOOKS**

<p><b>15M4CTH</b> Fabricated Container Hook 4" Heavy Duty w/Bolt</p>		<p><b>15M4RH</b> Roll-Off Container Hook 4" Standard</p>	
--	---	--	---

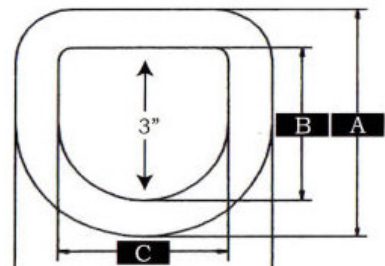
**D-RINGS & KEEPERS**

<p><b>3M1K</b> 1" D-Ring/Keeper 3,000 lbs. Break Strength</p>		<p><b>5M2K</b> 2" D-Ring/Keeper Ring 5,000 lbs. Break Strength</p>		<p><b>5M2D</b> 2" D-Ring 5,000 lbs. Break Strength</p>	
<p><b>8M2RETK</b> 2" Rectangle Keeper 8,000 lbs. Break Strength</p>		<p><b>5M2C</b> 2" Circle 5,000 lbs. Break Strength</p>		<p><b>9M2C</b> 2" Circle 10,000 lbs. Break Strength</p>	
<p><b>PS22046-8</b> Phosphate 5,000 lbs. Break Strength</p>		<p><b>PS22046</b> Phosphate 5,000 lbs. Break Strength</p>		<p><b>10M2D</b> 2" D-Ring 11,858 lbs. Break Strength</p>	
<p><b>15M3D</b> 3" D-Ring 18,000 lbs. Break Strength</p>					

**WELDABLE D-RINGS**

Large selection of weldable D-rings available. Finish can be natural, painted, or zinc. All D-rings come with weldable saddle clip. Upon installation, this clip allows the D-ring to rotate allowing greater flexibility for securing cargo.

PART NO.	DIMENSIONS (A x B x C) x Diameter	BREAK STRENGTH
<b>DR-01</b>	6" x 3.95" x 2.93" x 1"	47,000 LB
<b>DR-034</b>	4.53" x 2.93" x 2.97" x 3/4"	26,500 LB
<b>DR-012</b>	3.48" x 2.46" x 2.34" x 1/2"	12,000 LB
<b>DR-058</b>	4.33" x 3" x 3" x 5/8"	19,000 LB





**BULK WEBBING**

Cargo Control USA offers an extensive line of webbing. Our custom webbing is manufactured to the strictest of standards for the highest quality tie downs available. We are also a proud supplier to the tarp manufacturing industry, the marine industry, and other manufacturers. Cargo Control USA's webbing is designed to be strong, durable, and versatile to accommodate a vast range of applications. We offer products with increased cut resistance and/or abrasion resistance properties including our premium EDGE webbing. Below are some of the most popular styles. Please contact our sales department for additional product offerings. Note: Webbing is sold by the foot, in 300' rolls, or in bulk boxes. Custom orders may require additional lead times and minimum quantities.



WIDTH	BREAK STRENGTH	AVAILABLE COLORS
-------	----------------	------------------

**NYLON WEBBING**

1"	2,500 LB	Blue, Black, Red, Yellow, Orange, Yellow
1"	3,500 LB	Blue, Black, Red, Yellow, Orange, Yellow, Camouflage, OD Green, White

**POLYESTER WEBBING**

2"	6,000 LB	Yellow, Blue, Orange, Red, Gray, Desert Tan, OD Green, Black
2"	12,000 LB	Yellow, Blue, Orange, Red, OD Green, White, Black, Camouflage
3"	15,000 LB	Yellow, Blue, Orange, Red, Green
3"	18,000 LB	Yellow, Blue, Orange, Red, Green
4"	20,000 LB	Yellow, Blue, Orange, Red, Green
4"	24,000 LB	Yellow, Blue, Orange, Red, Green



**OTHER WEBBING AVAILABLE**

Polyester Tie Down
Sling Webbing (Nylon & Polyester)
Military Webbing
Protective Sleeve Webbing
Resin-Treated Webbing
Poly-Edge Webbing
Cordura Pad Webbing
Seat Belt Webbing
Lumber Sorter Web


See Page 7 for additional webbing.



**EYE TO EYE LIFTING SLINGS**

Specify Flat or Twisted Eye when ordering Eye to Eye Slings. \*Length can be customized.


PART NO.	WEB WIDTH	RATED CAPACITIES (LBS)		
		VERTICAL	CHOKER	BASKET
<b>Eye &amp; Eye 1 Ply</b>				
EE1-101X *	1"	1,600	1,250	3,200
EE1-102X *	2"	3,200	2,500	6,400
EE1-103X *	3"	4,800	3,800	9,600
EE1-104X *	4"	6,400	5,000	12,800
EE1-106X *	6"	9,600	7,700	19,200
<b>Eye &amp; Eye 2 Ply</b>				
EE2-101X *	1"	3,200	2,500	6,400
EE2-102X *	2"	6,400	5,000	12,800
EE2-103X *	3"	8,600	6,900	17,200
EE2-104X *	4"	11,500	9,200	23,000
EE2-106X *	6"	16,300	13,000	32,600
<b>Eye &amp; Eye 3 Ply</b>				
EE3-101X *	1"	4,100	3,300	8,200
EE3-102X *	2"	8,300	6,600	16,600
EE3-103X *	3"	12,500	10,000	25,000
EE3-104X *	4"	16,000	12,800	32,000
<b>Eye &amp; Eye 4 Ply</b>				
EE4-101X *	1"	5,000	4,000	10,000
EE4-102X *	2"	10,000	8,000	20,000
EE4-103X *	3"	14,900	11,900	29,800
EE4-104X *	4"	19,800	15,800	39,600



Vertical



Choker



Basket

**ENDLESS LIFTING SLINGS**

Endless Slings are available in 3 and 4 Ply upon request.

PART NO.	WEB WIDTH	RATED CAPACITIES (LBS)		
		VERTICAL	CHOKER	BASKET
<b>Endless 1 Ply</b>				
EN1-101X ?	1"	3,200	2,500	6,400
EN1-102X ?	2"	6,400	5,000	12,800
EN1-103X ?	3"	8,600	6,900	17,200
EN1-104X ?	4"	11,500	9,200	23,000
EN1-106X ?	6"	16,300	13,000	32,600
<b>Endless 2 Ply</b>				
EN2-101X ?	1"	6,200	4,800	12,400
EN2-102X ?	2"	12,200	9,800	24,400
EN2-103X ?	3"	16,300	13,000	32,600
EN2-104X ?	4"	20,700	16,500	41,400
EN2-106X ?	6"	28,600	32,000	57,200

Part Numbers: EE1-101X length  
Example: EE1-101X10 = Single Ply Lifting Sling 1" wide and 10' Long

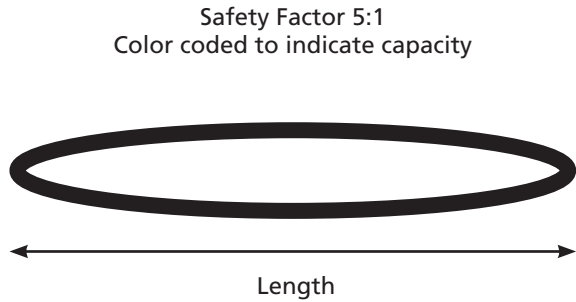


**ENDLESS ROUND SLINGS**

Our endless round slings are strong and versatile. Perfect for any lifting application and designed not to scratch or damage article surfaces. Because of the endless design, wear points can be shifted thereby extending the life of the sling. These endless slings are constructed of double jacketed tubular webbing, surrounding a continuous loop of specially designed polyester fibers, and engineered to be UV and abrasion resistant. They are certified for overhead lifting. Round slings are color coded in accordance with WSTDA specifications for easy identification.

PART NO.	DESCRIPTION	COLOR	BREAK STRENGTH
<b>ENR-3X</b> __	3,000 LB X (LENGTH)	Purple	3', 4', 6', 10', 12', and 20'
<b>ENR-6X</b> __	6,000 LB X (LENGTH)	Green	3', 4', 6', 10', 12', and 20'
<b>ENR-9X</b> __	9,000 LB X (LENGTH)	Yellow	3', 4', 6', 10', 12', and 20'
<b>ENR-12X</b> __	12,000 LB X (LENGTH)	Grey	3', 4', 6', 10', 12', and 20'
<b>ENR-14X</b> __	14,000 LB X (LENGTH)	Red	3', 4', 6', 10', 12', and 20'
<b>ENR-17X</b> __	17,000 LB X (LENGTH)	Brown	3', 4', 6', 10', 12', and 20'
<b>ENR-22X</b> __	22,000 LB X (LENGTH)	Blue	3', 4', 6', 10', 12', and 20'
<b>ENR-26X</b> __	26,000 LB X (LENGTH)	Orange	3', 4', 6', 10', 12', and 20'

*Individually wrapped to protect from dirt and dust. Color coded for easy capacity identification.*





## GENERAL INFORMATION AND SAFETY GUIDELINES CAPACITY RATINGS

All breaking strengths in this catalog are based on the load a component or assembly will withstand before failing. By standard of the industry, working load (WLL) is 1/3 of the breaking strength. Unless otherwise specified, all ratings are based on a straight tensile pull. Load directions other than straight can result in a substantial reduction in breaking strength. Products from another manufacturer, though similar, may not be rated the same. Ratings shown in this catalog are contingent upon using CARGO CONTROL USA, LLC beams, webbing, and hardware as a complete working unit.

All cargo restraint products must be attached to securing points of equal or greater strength for rating capacities to be maintained. Any modifications of parts and/or assemblies may decrease WLL capacities.

### CAUTION!

- Tie downs are intended for securing cargo only. Strap assemblies are NOT intended and should never be used for lifting purposes.
- Webbing straps must be protected when used on abrasive or sharp edges/surfaces.
- All worn, damaged, or deformed products should be removed from service immediately and replaced.
- Straps should never be tied into knots; to do so can greatly reduce the rated capacity.

### Important Industry Standards

The US Department of Transportation regulations subchapter B – Motor Carrier Safety Regulations, 49 CFR, Part 393, Paragraph 393.102(b) requires: "The aggregate working load limit of the tie down assemblies used to secure an article against movement in any direction must be at least ½ times the weight of that article."

It is the ultimate responsibility of the user to determine the proper working load limit requirement for specific applications and if the specific tie down product(s) being used is appropriate for that application. User should consult the vehicle manufacturer for questions regarding anchorage strength rating.

### Example:

Determining the # of web tie downs required when using WLL:  
Weight of article being secured is 30,000 LBS  
WLL of a standard 4" strap is 5,000 (or as indicated on label)  
Required aggregate WLL =  $\frac{1}{2} \times 30,000\text{Lbs} = 15,000\text{ LBS}$   
 $15,000\text{ LBS} \div 5,000\text{ LBS (WLL of Strap)} = 3$

A minimum of 3 web tie downs is required to secure this article properly, based ONLY on the weight of this article.

Additional factors that should be considered (but not limited to) when determining the number and location of web tie downs, as specified by state, federal, provincial local, and industry regulations are:

- Article weight
- Stakes, blocking and bracing
- Number of tiers
- Length of load to be secured
- Abrasive surfaces
- Expected dynamic G forces
- Sharp edges
- Strength rating of anchor point
- Tension of tie down should NEVER exceed WLL
- Configuration of the load (pipe, coil, etc.)

It is important to consider any factor(s) that may affect the safe securement of the load during normal and emergency conditions.

### MANUFACTURER'S LIMITED WARRANTY

Parts are guaranteed to be free from defect(s) in material or workmanship for a period of six months from the date of shipment. Parts used for purposes other than their intended application, abused, neglected, damaged due to exposure to the elements or chemicals will not be covered by this warranty. Parts which have been altered or repaired will not be covered by this warranty. Any parts found to be defective will be repaired or replaced by the manufacturer. Manufacturer may require that the defective part(s) be returned as a condition of replacement and must include the original manufacturer's capacity tag or other identification. Claims are to be governed by the state of North Carolina.

This limited warranty supersedes all other warranties expressed or implied, including, but not limited to any implied warranty of merchantability of fitness for any particular purpose. In no event will the company be liable for special, indirect, or consequential damages or loss of vehicle, cargo, or profits. It is the responsibility of the owner and/or user to determine suitability of a product for any particular use, check all applicable industry, trade association, federal, state, and local regulations, and to read all operating instructions and warnings carefully to ensure proper use. Cargo Control USA, LLC must be notified of any product in question within the warranty period in order to issue an approved RA number and return shipping instructions. Products returned without an authorized RA number will be refused and cost(s) will be the responsibility of the purchaser.

